


# SAIL WITHOUT STOWAWAYS

## SIMPLE WAYS TO RUN A RAT FREE BOAT:



### 1 EQUIPMENT

Inspect and shake out nets, lines and creels before taking them on board



### 2 CHECK YOUR HULL

Deploy chew cards or wax chew blocks – check them regularly for signs of stowaways



### 3 LUGGAGE

Repack luggage before boarding and never leave unattended on harbour side



### 4 CARGO

Pack cargo in rodent proof containers and check for signs of stowaways before boarding



### 5 WASTE

Store food and waste securely within rodent proof containers




### 7 OPEN TENDER

Always use an open tender when landing on a seabird island and check for signs of stowaways before launching



### 6 RAT GUARDS

Use rat guards on mooring lines and anchor chains



## SIGNS OF STOWAWAYS




### ✗ ENTRANCE HOLES



### ✗ DROPPINGS



### ✗ NEST MATERIAL



### ✗ GNAW MARKS

Species of concern to UK islands include:



PROTECTING SEABIRDS  
FROM INVASIVE PREDATORS



RATS



MICE



STOATS



MINK

**NEVER PUSH  
STOWAWAYS  
OVERBOARD**  
(dead or alive)

# PROTECTING ISLANDS FROM INVASIVE PREDATORS: A CHECKLIST



Thank you for your help to protect seabirds from invasive predators

Vessel out of water			Vessel at sea		In the harbour
Boat	Luggage	Food	Landing / Anchoring	Harbour	
<ul style="list-style-type: none"> <li>Fully inspect vessel for signs of stowaways: gnawed wires etc., droppings, bedding, entry holes</li> </ul>	<ul style="list-style-type: none"> <li>Shake out any bedding, nets, lines, and creels etc. away from the vessel before loading</li> </ul>	<ul style="list-style-type: none"> <li>Store food in secure areas and rodent proof containers</li> </ul>	<ul style="list-style-type: none"> <li>Always use an open tender when landing on a seabird island</li> </ul>	<ul style="list-style-type: none"> <li>If loading vessels after dark is unavoidable, light up gangways to discourage rodents</li> </ul>	
<ul style="list-style-type: none"> <li>Remove all food from vessel, and set rodent control measures onboard</li> </ul>	<ul style="list-style-type: none"> <li>Repack luggage as soon as possible before travelling</li> </ul>	<ul style="list-style-type: none"> <li>Check all food boxes for signs of damage - do not load any damaged packets</li> </ul>	<ul style="list-style-type: none"> <li>Check local biosecurity advice at your destination</li> </ul>	<ul style="list-style-type: none"> <li>Secure possible rodent entry-points</li> </ul>	
<ul style="list-style-type: none"> <li>Brief crew on rodent prevention measures (overleaf)</li> </ul>	<ul style="list-style-type: none"> <li>Never leave luggage unattended on the harbour before loading</li> </ul>	<ul style="list-style-type: none"> <li>Store food waste and rubbish securely</li> </ul>	<ul style="list-style-type: none"> <li>Maintain rodent surveillance and check regularly: <a href="https://biosecurityforlife.org.uk/boats">biosecurityforlife.org.uk/boats</a></li> </ul>	<ul style="list-style-type: none"> <li>Put rodent control measures in place in areas where cargo is stored before loading</li> </ul>	

## WHAT TO DO IF YOU FIND EVIDENCE OF A STOWAWAY

- DO NOT LAND ON A SEABIRD ISLAND**
- NEVER PUSH STOWAWAYS OVERBOARD DEAD OR ALIVE!**  
Rodents and other small mammals can swim many kilometres
- DO NOT ASSUME ONLY ONE INDIVIDUAL STOWAWAY IS ABOARD**
- DO RETURN TO A MAINLAND HARBOUR**  
Deploy appropriate control measures:  
[biosecurityforlife.org.uk/boats](https://biosecurityforlife.org.uk/boats)



Find out more at [biosecurityforlife.org.uk](https://biosecurityforlife.org.uk)

FUNDED BY



A PARTNERSHIP WITH



ADDITIONAL FUNDING FROM:

NatureScot, Natural England, Natural Resources Wales, and Department of Agriculture, Environment and Rural Affairs (Northern Ireland)